


GLOW 

# Glas in lood

groep 5 - 6

# Startles 1





# GLOW

The GLOW light festival takes place in Eindhoven every year in November. Dozens of national and international light artists show their work in various places in the City of Light. This year GLOW will take place from November 11 to 18.

- *Have you ever looked at a GLOW work of art?*
- *Which ones can you remember and why?*
- *What else can you tell us about GLOW?*





# The City makes GLOW

This year the children of Eindhoven will take over the Paterskerk in DomusDela. During GLOW they turn the walls into beautiful leaded windows with all kinds of different colorful self-portraits and flowers.

The children show who they are and invite everyone to enter. Inside they surprise all visitors with a sea of flowers.

In addition to a projection on the walls, there are also 3D flowers with a light in the heart of the flower.



After GLOW, these flowers are offered to the residents of the city who were unable to visit the light festival.

Did you know that the Paterskerk has not been used as a church for a long time? It has become a meeting place where everyone is welcome and allowed to be and show who they are.

We dare YOU to show who you are during GLOW.  
Are you up for the challenge?





# OPDRACHT

Design a “leaded window” portrait or flower that shows who you are.

Think about who you are and how people recognize you.

You get inspiration from:

- Expressionism
- Artists



# Expressionism

In expressionism, the artist tries to express his or her feelings or experiences.

If an artist feels very cheerful inside, he will probably create a work of art with very cheerful and bright colors.





# Expressionism

When you look at Expressionist art, you see that the work does not appear as it would look in a photograph. For example, a tree can have very different colors and perhaps even completely different shapes.

You can't do much wrong with Expressionist art. As long as you show your feelings, your art will be good.







# Franz Marc

Franz Marc was a German expressionist artist who loved animals very much. He painted colorful paintings of animals, especially horses, cows and tigers. But he didn't paint them as they actually are. No, he used bright colors and beautiful shapes to show the animals' feelings. Franz Marc was one of the artists who belonged to a group called 'Blue Rider'. They loved color and wanted to show the world in a new way.

# Work of art by Franz Marc

- What do you think of the artwork and why?
- Would you like to have the work of art in your home, why / why not?
- What feeling would the artist want to convey with this work of art?







# Marc Chagall

Marc Chagall was an artist who loved fairy tales. He drew his inspiration from Russian folk art and folk life, his memories of his youth. He painted dreamy paintings with flying people, dancing animals and houses floating in the air. His paintings were like magical stories that came to life on canvas.


His youth is a recurring theme in his paintings. You can see that in the kids and musicians who are in his paintings. Chagall's work is very exuberant of color.



# Work of art by Marc Chagall

This is 'I and the Village'. A work of art by Marc Chagall.

- What do you see in the artwork?
- What does it make you feel?
- What colors can you discover?
- Would you like to own this artwork?  
Can you explain why or why not?





# Work of art by Marc Chagall

- Chagall also made leaded windows works of art. Do you know what they are?
- These works of art often hang in churches and tell a story.
- What can you discover in the work of art?
- Which story do you think is being depicted?



# Paula Modersohn-Becker

Paula Modersohn-Becker's work includes portraits, children's images, scenes from the farming community of Worpswede, landscapes, still-lives and self-portraits. The self-portraits clearly show her development.

Modersohn-Becker mainly made many self-portraits. She painted people as they really were, with simple lines and soft colors.


She wanted to show that ordinary people and their lives were also important to paint.





# Work of art by Paula Modersohn-Becker

- What is the first thing you notice when you look at the work of art?
- What might the artist mean by the background?
- What would the person be thinking about?
- What do you think the person's home would look like and what makes you think that?





## Paul Klee

Paul Klee was an artist who loved colors and shapes. He often used strange shapes and created works of art that were funny and mysterious. He painted fantasy worlds and gave free rein to his imagination. Sometimes he even painted music! Klee found inspiration in nature, music and things around him. His art reminds us that we can have fun with colors and shapes, and that there are no rules in art.



# Work of art by Paul Klee

- What is the first thing you notice when you look at the work of art?
- Which colors stand out the most?



# To work!

GLOW 

In the next lesson you will be making a self-portrait or an imaginative flower in which you can be recognized.

But how do people recognize you?

- What suits you?
- Which colors appeal to you?
- What are your hobbies?
- Which feeling suits you?
- Which color suits your feelings?

Make this a word web.

PLEASE SAVE YOUR WORD WEB FOR THE NEXT LESSON!





# Startles 2



# Leaded window

We are going to make a work of art for GLOW. A local artist combines a lot of works of art into one large projection. He shows this on the walls of the Paterskerk. It then seems as if there are no walls, but only leaded windows with stained glass.


- Do you know what leaded windows are?





# Leaded window

A leaded window is made of pieces of stained glass held together like a puzzle. This is held together with pieces of lead, a type of metal.



# To work!

GLOW 

Especially for GLOW you will make a portrait or flower that clearly shows:

- who you are
- how you feel
- what people recognize you by
- what you like to do
- what your favorite colors are

In short, show what a unique person you are. Consider the works of art of Expressionism. If an artist feels very cheerful inside, he will probably create a work of art with very cheerful and bright colors.

The artwork is made as a leaded window. Black lines make it clear that it will be a leaded window work of art. There will be a step-by-step plan further down.





Here are some examples for inspiration, so that you remember what shapes a portrait or flower can have. Use your own imagination and get started!



**Portrait:**  
Head / neck / shoulders

**Flower:**  
Petals / heart

# To work!

# GLOW ■



Choose whether you are going to make a self-portrait or a flower. Draw the individual parts of your face or the flower. Only use light and bright colors.

Think carefully about what emotion your work of art conveys. What emotion do you want to show?



# To work!

# GLOW



Choose colors that suit you and say something about you. Use your word web from lesson 1. Make sure you color thickly. This will make your work stand out.

# To work!

# GLOW



Outline the colored areas in your design with a black wax crayon. These are the lead lines.  
In the meantime, ask each other questions or tell your classmate something about the feelings the colors give you.



# Present your work!

GLOW 



When you are finished, present your work in class. The teacher photographs your work or scans it as a jpeg and uploads it to: [britt@jijmaakglow.nl](mailto:britt@jijmaakglow.nl)

Real artists show their works of art to groups of people. They create an exhibition and invite everyone to come and enjoy. We can do the same in our school! Maybe other classes will want to join in? We can take a look at all the works of art in our own exhibition! Can you find your own work of art? Do you recognize someone from your class?

